




# CARDIFACILE





***The new CARDI easy release device for bits.  
Universal use with 1"1/4 UNC standard bits.***


## USE INSTRUCTIONS




- Remove dust from the shaft and clean it perfectly.




- Put the inner ring on the core drill motor shaft. Be careful that you mount it on the right way: the plain side of the inner ring must be complanar to the plain part of the shaft (see the picture);



- Mount CARDIFACILE on the shaft;



- Push CARDIFACILE on the shaft;



- Screw the CARDIFACILE screw with the allen key;

---

Now you're ready to drill.

---

When you finish your drilling job, you must simply unscrew a little the CARDIFACILE screw and you'll can remove the bit easily.

---